

Village

15X15 / 6"X6"

VILLAGE WHITE 15X15, RANCHO BLACK 15X15, CALETA BLACK 15X15, OLVERA BLACK 15X15, ARCOS BLACK 15X15, MONTE BLACK 15X15, IRUELA BLACK 15X15, VILLENA BLACK 15X15, DAROCA BLACK 15X15.



Village

15x15 / 6"x6"




VILLAGE WHITE 15X15, VILLENNA BLUE 15X15.



VILLAGE WHITE 15X15, RUELA BLACK 15X15.
Elements made with bulk.

Village


15X15 / 6"X6"



VILLAGE WHITE
15X15 / 6"X6" T36/M




RANCHO BLACK
15X15 / 6"X6" T36/M



CALETA BLACK
15X15 / 6"X6" T36/M



OLVERA BLACK
15X15 / 6"X6" T36/M




ARCOS BLACK
15X15 / 6"X6" T36/M




MONTE BLACK
15X15 / 6"X6" T36/M



IRUELA BLACK
15X15 / 6"X6" T36/M




VILLENA BLACK
15X15 / 6"X6" T36/M



DAROCCA BLACK
15X15 / 6"X6" T36/M



RANCHO BLUE
15X15 / 6"X6" T36/M



CALETA BLUE
15X15 / 6"X6" T36/M



OLVERA BLUE
15X15 / 6"X6" T36/M



ARCOS BLUE
15X15 / 6"X6" T36/M




MONTE BLUE
15X15 / 6"X6" T36/M



IRUELA BLUE
15X15 / 6"X6" T36/M



VILLENA BLUE
15X15 / 6"X6" T36/M



DAROCCA BLUE
15X15 / 6"X6" T36/M

VILLAGE WHITE 15X15, RANCHO BLUE 15X15, CALETA BLUE 15X15, OLVERA BLUE 15X15, ARCOS BLUE 15X15, MONTE BLUE 15X15, IRUELA BLUE 15X15, VILLENA BLUE 15X15, DAROCCA BLUE 15X15.



CARACTERÍSTICAS TÉCNICAS · TECHNICAL CHARACTERISTICS & PACKING

- P** PORCELÁNICO / PORCELAIN TILES / GRÈS CÉRAMÉ
- M** MATE / MATT / MAT
- E** ESPESOR 9MM / THICKNESS 0,3" / ÉPAISSEUR 9MM
- V2** VARIACION LEVE / SLIGHT VARIATION / LÉGERÉ VARIATION
- C2** CLASE 2 / CLASS 2 / CLASSE 2
- R10**

FORMATO PZAS	PZS/CAJA TILES/BOX PIÈCES/BOITE	M2/CAJA SQM/BOX MÈTRES/BOITE	KG/CAJA KG/BOX KG/BOITE	CAJAS/PALLET BOXES/PALLET BOITES/PALETTE	M2/PALLET SQM/PALLET MÈTRES/PALETTE	KG/PALLET KG/PALLET MÈTRES/PALETTE
15X15	22	0,495	9,8	120	59,4	1193